

**Pattern Information**

Date	19-Jan-2024
Pattern Type	CHALLENGE
Pattern Difficulty	MEDIUM
Pattern Volume (ml)	18,28

**Pattern Parameters**

Split Pattern	No
Pattern Name	KESA3-24
Start Cleaner Spray	0
Start Squeegee	0
Start Oiling	6

**Supplies Information**

Lane Cleaner	Judge
Cleaner Mixture Ratio	5 : 1
Cleaner Spray End Distance	53
Lane Conditioner	HP309

**Surface Information**

Surface Type	Synthetic
Surface Brand	Brunswick Anvil Lane
Age	20+

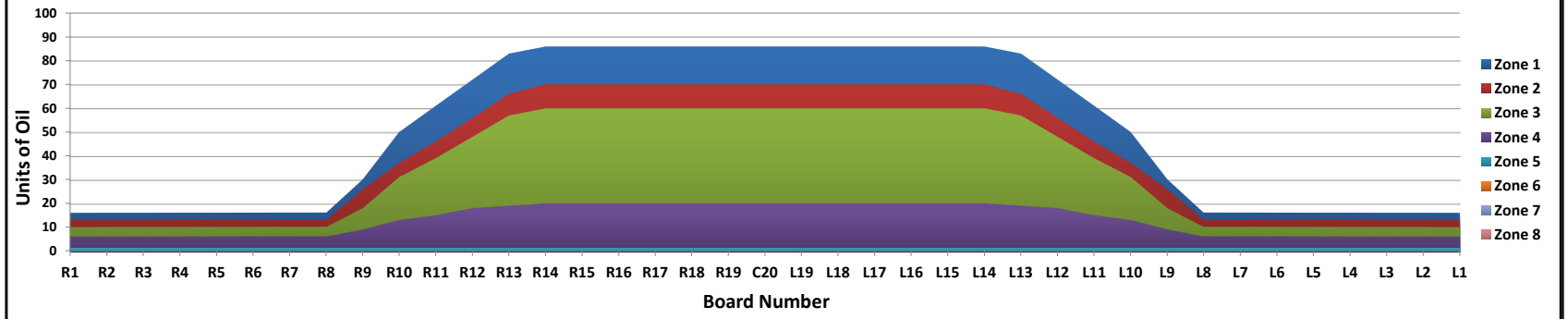
SPORT	<4 : 1	USBC Ratio Definitions
CHALLENGE	4-8 : 1	
RECREATIONAL	>8 : 1	

Notes

Kupittaaan keilakesä - 3. osio

Zone	1	2	3	4	5	6	7	8	Pattern Ratio by Volume (3-7:18-18)	
Zone End Distance	7,5	17,5	24,5	32	42					
Zone Ratio	L 5,3 : 1 R 5,3 : 1	L 5,3 : 1 R 5,3 : 1	L 6,0 : 1 R 6,0 : 1	L 3,3 : 1 R 3,3 : 1	L 1,0 : 1 R 1,0 : 1	:	:	:		L 5,25 : 1 R 5,25 : 1
Zone Volume (ml)	6,18	6,62	3,89	1,58	0,00					

ZONE	7 Pin Side																	Board Number										10 Pin Side											
	L1	L2	L3	L4	L5	L6	L7	L8	L9	L10	L11	L12	L13	L14	L15	L16	L17	L18	L19	C20	R19	R18	R17	R16	R15	R14	R13	R12	R11	R10	R9	R8	R7	R6	R5	R4	R3	R2	R1
1	16	16	16	16	16	16	16	16	30	50	61	72	83	86	86	86	86	86	86	86	86	86	86	86	86	83	72	61	50	30	16	16	16	16	16	16	16	16	16
2	13	13	13	13	13	13	13	13	26	37	46	56	66	70	70	70	70	70	70	70	70	70	70	70	70	66	56	46	37	26	13	13	13	13	13	13	13	13	13
3	10	10	10	10	10	10	10	10	18	31	39	48	57	60	60	60	60	60	60	60	60	60	60	60	60	57	48	39	31	18	10	10	10	10	10	10	10	10	10
4	6	6	6	6	6	6	6	6	9	13	15	18	19	20	20	20	20	20	20	20	20	20	20	20	20	20	19	18	15	13	9	6	6	6	6	6	6	6	6
5	1	1	1	1	1	1	1	1	1	1	1	1	1	1	1	1	1	1	1	1	1	1	1	1	1	1	1	1	1	1	1	1	1	1	1	1	1	1	1
6																																							
7																																							
8																																							





**DIRECT+**  
Conditioning System

**ENVOY ENVOY+**  
AUTHORITY22®

**KESA3-24**

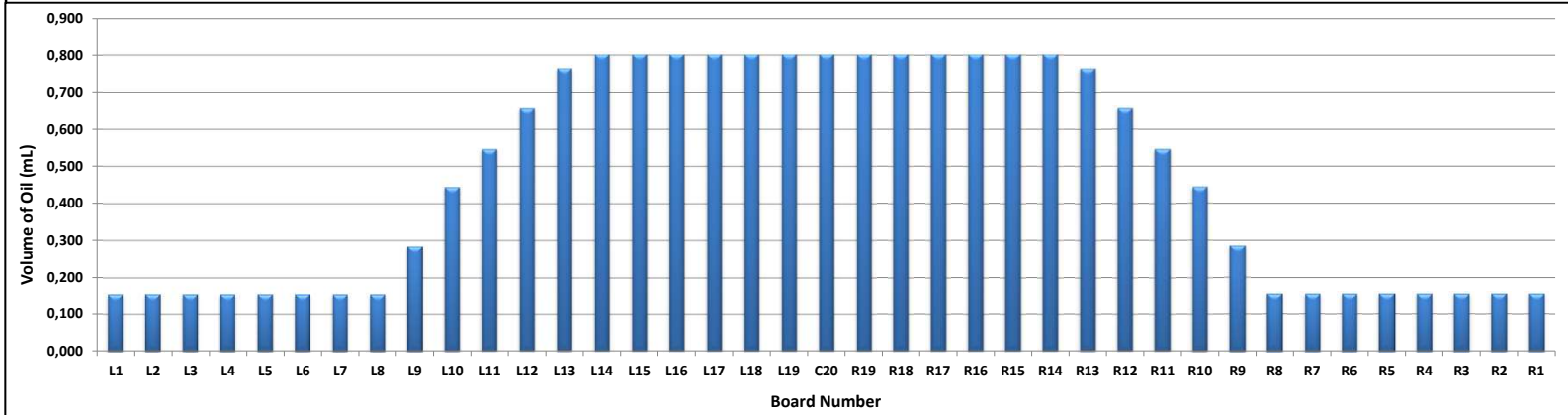
**Crosswise Ratios (by units)**

Zone 1			Zone 2			Zone 3			Zone 4		
	Average	Ratio		Average	Ratio		Average	Ratio		Average	Ratio
3L-7L	Left = 16,0	5,3	3L-7L	Left = 13,0	5,3	3L-7L	Left = 10,0	6,0	3L-7L	Left = 6,0	3,3
3R-7R	Right = 16,0	5,3	3R-7R	Right = 13,0	5,3	3R-7R	Right = 10,0	6,0	3R-7R	Right = 6,0	3,3
18L-18R	Center = 86,0		18L-18R	Center = 70,0		18L-18R	Center = 60,0		18L-18R	Center = 20,0	

**Crosswise Ratios (by ml)**

Zone 1			Zone 2			Zone 3			Zone 4		
	Average	Ratio		Average	Ratio		Average	Ratio		Average	Ratio
3L-7L	Left = 0,050	5,3	3L-7L	Left = 0,054	5,3	3L-7L	Left = 0,029	6,0	3L-7L	Left = 0,019	3,3
3R-7R	Right = 0,050	5,3	3R-7R	Right = 0,054	5,3	3R-7R	Right = 0,029	6,0	3R-7R	Right = 0,019	3,3
18L-18R	Center = 0,270		18L-18R	Center = 0,293		18L-18R	Center = 0,176		18L-18R	Center = 0,063	

The above crosswise ratios are calculated by the average units of oil for boards 18L - 18R and divided by the average units of oil for board 3 - 7 left and right.



3L-7L:18L-18R	8L-12L:18L-18R	13L-17L:18L-18R	18L-18R:17R-13R	18L-18R:12R-8R	18L-18R:7R-3R
Outside Track: Middle	Middle Track: Middle	Inside Track: Middle	Middle: Inside Track	Middle: Middle Track	Middle: Outside Track
<b>5,25</b>	<b>1,92</b>	<b>1,01</b>	<b>1,01</b>	<b>1,92</b>	<b>5,25</b>



Lengthwise Ratio By Area			
	3L-7L	18L-18R	3R-7R
	Left	Center	Right
<b>Zone 2</b>	1,2	1,2	1,2
<b>Zone 3</b>	1,6	1,4	1,6
<b>Zone 4</b>	2,6	4,3	2,6
<b>Zone 5</b>	16,0	86,0	16,0
<b>Zone 6</b>			
<b>Zone 7</b>			
<b>Zone 8</b>			

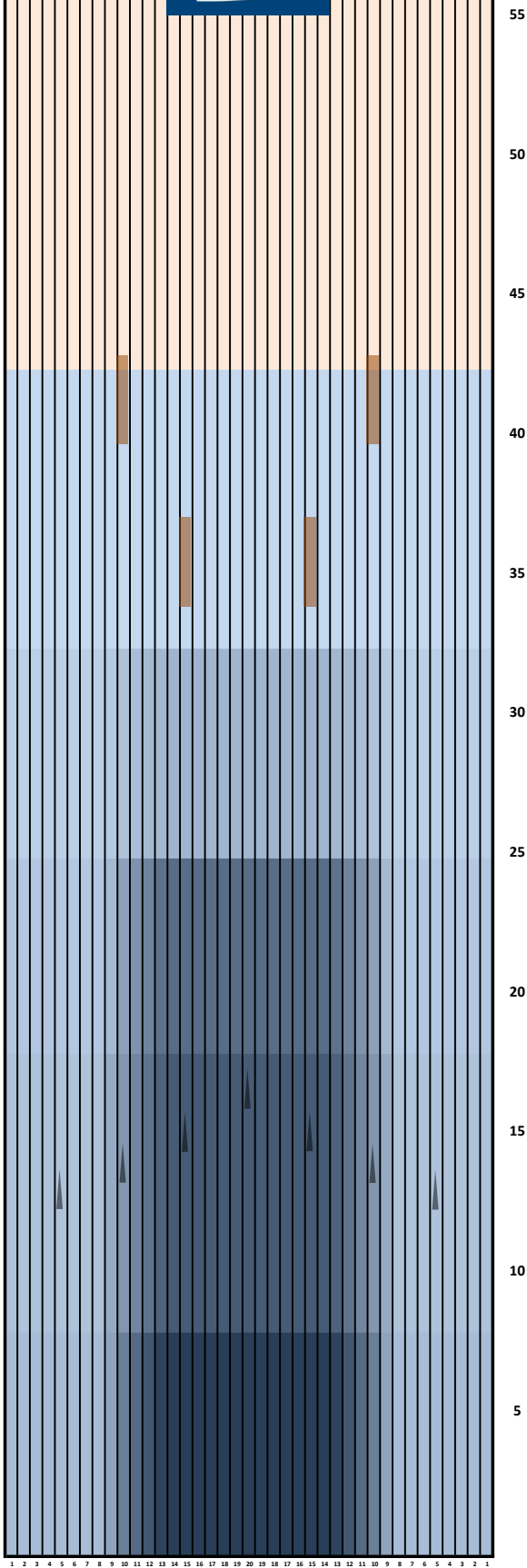
## KESA3-24

Lengthwise Ratio By Board (units & ml)

Zone	7 Pin Side							Board Number															10 Pin Side																												
	L1	L2	L3	L4	L5	L6	L7	L8	L9	L10	L11	L12	L13	L14	L15	L16	L17	L18	L19	C20	R19	R18	R17	R16	R15	R14	R13	R12	R11	R10	R9	R8	R7	R6	R5	R4	R3	R2	R1												
<b>2</b>	1,2	1,2	1,2	1,2	1,2	1,2	1,2	1,2	1,2	1,4	1,3	1,3	1,3	1,2	1,2	1,2	1,2	1,2	1,2	1,2	1,2	1,2	1,2	1,2	1,2	1,3	1,3	1,3	1,4	1,2	1,2	1,2	1,2	1,2	1,2	1,2	1,2	1,2	1,2	1,2	1,2	1,2	1,2	1,2	1,2	1,2	1,2				
<b>3</b>	1,6	1,6	1,6	1,6	1,6	1,6	1,6	1,6	1,6	1,7	1,6	1,6	1,5	1,5	1,4	1,4	1,4	1,4	1,4	1,4	1,4	1,4	1,4	1,4	1,4	1,4	1,5	1,5	1,6	1,6	1,7	1,6	1,6	1,6	1,6	1,6	1,6	1,6	1,6	1,6	1,6	1,6	1,6	1,6	1,6	1,6	1,6	1,6			
<b>4</b>	2,7	2,7	2,7	2,7	2,7	2,7	2,7	2,7	2,7	3,3	3,8	4,1	4,0	4,4	4,3	4,3	4,3	4,3	4,3	4,3	4,3	4,3	4,3	4,3	4,3	4,3	4,4	4,0	4,1	3,8	3,3	2,7	2,7	2,7	2,7	2,7	2,7	2,7	2,7	2,7	2,7	2,7	2,7	2,7	2,7	2,7	2,7	2,7			
<b>5</b>	16,0	16,0	16,0	16,0	16,0	16,0	16,0	16,0	16,0	30,0	50,0	61,0	72,0	83,0	86,0	86,0	86,0	86,0	86,0	86,0	86,0	86,0	86,0	86,0	86,0	86,0	83,0	72,0	61,0	50,0	30,0	16,0	16,0	16,0	16,0	16,0	16,0	16,0	16,0	16,0	16,0	16,0	16,0	16,0	16,0	16,0	16,0	16,0			
<b>6</b>																																																			
<b>7</b>																																																			
<b>8</b>																																																			

The lengthwise ratios are calculated from the volumes in the first zone.

# KESA3-24



1 2 3 4 5 6 7 8 9 10 11 12 13 14 15 16 17 18 19 20 21