

Pattern Information

Date	19-Jan-2024
Pattern Type	SPORT
Pattern Difficulty	HIGH
Pattern Volume (ml)	22,80

Pattern Parameters

Split Pattern	No
Pattern Name	TPS 2024
Start Cleaner Spray	0
Start Squeegee	0
Start Oiling	6

Supplies Information

Lane Cleaner	Judge
Cleaner Mixture Ratio	5 : 1
Cleaner Spray End Distance	53
Lane Conditioner	HP309

Surface Information

Surface Type	Synthetic
Surface Brand	Brunswick Anvil Lane
Age	20+

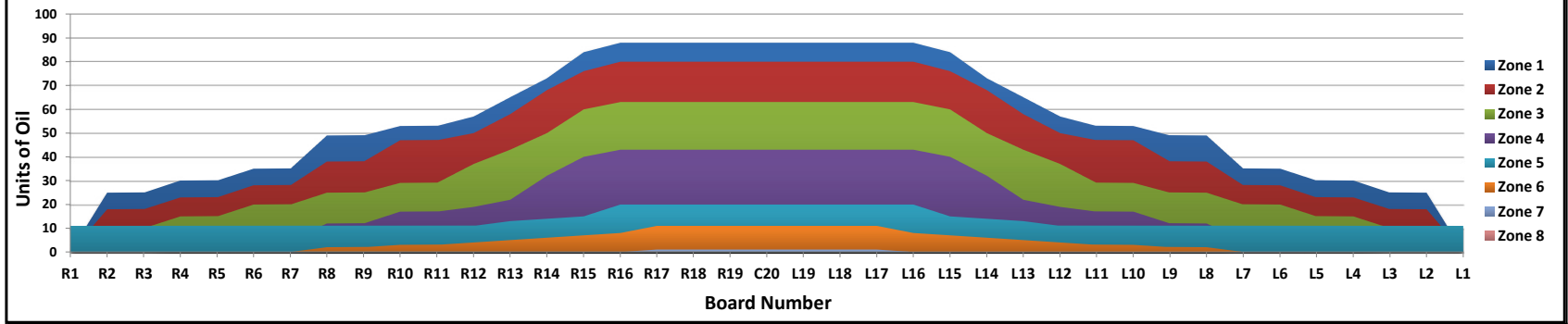
SPORT	<4 : 1	USBC Ratio Definitions
CHALLENGE	4-8 : 1	
RECREATIONAL	>8 : 1	

Notes

TPS 2024

Zone	1	2	3	4	5	6	7	8	Pattern Ratio by Volume (3-7:18-18)
Zone End Distance	10	14,5	26,5	34	38,5	44	48		
Zone Ratio	L 2,8 : 1	3,3 : 1	3,9 : 1	### : 1	1,8 : 1	:	:	:	L 3,66 : 1
	R 2,8 : 1	3,3 : 1	3,9 : 1	### : 1	1,8 : 1	:	:	:	R 3,66 : 1
Zone Volume (ml)	8,88	3,47	6,76	2,35	1,00	0,34	0,00		

ZONE	7 Pin Side																	Board Number																	10 Pin Side																
	L1	L2	L3	L4	L5	L6	L7	L8	L9	L10	L11	L12	L13	L14	L15	L16	L17	L18	L19	C20	R19	R18	R17	R16	R15	R14	R13	R12	R11	R10	R9	R8	R7	R6	R5	R4	R3	R2	R1												
1	0	25	25	30	30	35	35	49	49	53	53	57	65	73	84	88	88	88	88	88	88	88	88	88	84	73	65	57	53	53	49	49	35	35	30	30	25	25	0												
2	0	18	18	23	23	28	28	38	38	47	47	50	58	68	76	80	80	80	80	80	80	80	80	80	76	68	58	50	47	47	38	38	28	28	23	23	18	18	0												
3	0	10	10	15	15	20	20	25	25	29	29	37	43	50	60	63	63	63	63	63	63	63	63	63	60	50	43	37	29	29	25	25	20	20	15	15	10	10	0												
4	0	0	0	2	2	5	5	12	12	17	17	19	22	32	40	43	43	43	43	43	43	43	43	40	32	22	19	17	17	12	12	5	5	2	2	0	0	0													
5	11	11	11	11	11	11	11	11	11	11	11	11	13	14	15	20	20	20	20	20	20	20	20	15	14	13	11	11	11	11	11	11	11	11	11	11	11	11	11												
6	0	0	0	0	0	0	0	2	2	3	3	4	5	6	7	8	11	11	11	11	11	11	8	7	6	5	4	3	3	2	2	0	0	0	0	0	0	0													
7	0	0	0	0	0	0	0	0	0	0	0	0	0	0	0	0	1	1	1	1	1	1	1	0	0	0	0	0	0	0	0	0	0	0	0	0	0	0													
8																																																			





DIRECT+
Conditioning System

ENVOY ENVOY+
AUTHORITY22®

TPS 2024

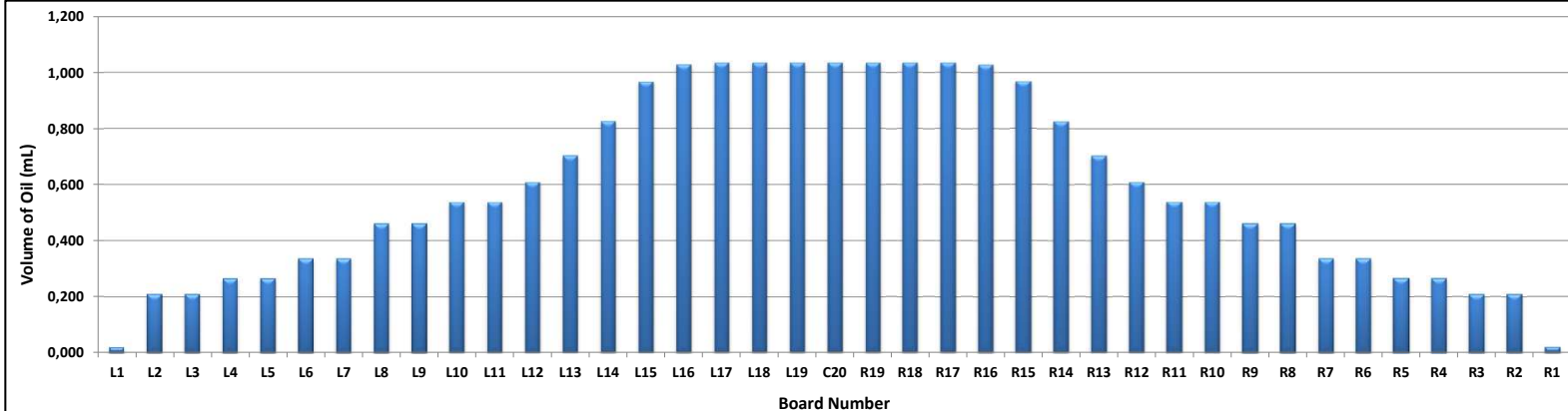
Crosswise Ratios (by units)

Zone 1			Zone 2			Zone 3			Zone 4			Zone 5			Zone 6			Zone 7			Zone 8					
	Average	Ratio		Average	Ratio		Average	Ratio		Average	Ratio		Average	Ratio		Average	Ratio		Average	Ratio		Average	Ratio			
3L-7L	Left = 31,0	2,8	3L-7L	Left = 11,0	1,8	3L-7L	Left = 0,0		3L-7L	Left = 2,8	15,3	3L-7L	Left = 11,0	1,8	3L-7L	Left = 0,0		3L-7L	Left = 0,006	21,5	3L-7L	Left = 0,006	21,5	3L-7L	Left = 0,021	1,8
3R-7R	Right = 31,0	2,8	3R-7R	Right = 11,0	1,8	3R-7R	Right = 0,0		3R-7R	Right = 2,8	15,3	3R-7R	Right = 11,0	1,8	3R-7R	Right = 0,0		3R-7R	Right = 0,045	3,3	3R-7R	Right = 0,045	3,3	3R-7R	Right = 0,021	1,8
18L-18R	Center = 88,0		18L-18R	Center = 20,0		18L-18R	Center = 63,0		18L-18R	Center = 43,0		18L-18R	Center = 20,0		18L-18R	Center = 11,0		18L-18R	Center = 0,151		18L-18R	Center = 0,135		18L-18R	Center = 0,038	

Crosswise Ratios (by ml)

Zone 1			Zone 2			Zone 3			Zone 4			Zone 5			Zone 6			Zone 7			Zone 8					
	Average	Ratio		Average	Ratio		Average	Ratio		Average	Ratio		Average	Ratio		Average	Ratio		Average	Ratio		Average	Ratio		Average	Ratio
3L-7L	Left = 0,130	2,8	3L-7L	Left = 0,045	3,3	3L-7L	Left = 0,080	3,9	3L-7L	Left = 0,006	21,5	3L-7L	Left = 0,130	2,8	3L-7L	Left = 0,021	1,8	3L-7L	Left = 0,000		3L-7L	Left = 0,000		3L-7L	Left = 0,000	
3R-7R	Right = 0,130	2,8	3R-7R	Right = 0,045	3,3	3R-7R	Right = 0,080	3,9	3R-7R	Right = 0,006	21,5	3R-7R	Right = 0,130	2,8	3R-7R	Right = 0,021	1,8	3R-7R	Right = 0,000		3R-7R	Right = 0,000		3R-7R	Right = 0,000	
18L-18R	Center = 0,369		18L-18R	Center = 0,151		18L-18R	Center = 0,317		18L-18R	Center = 0,135		18L-18R	Center = 0,369		18L-18R	Center = 0,038		18L-18R	Center = 0,000		18L-18R	Center = 0,000		18L-18R	Center = 0,000	

The above crosswise ratios are calculated by the average units of oil for boards 18L - 18R and divided by the average units of oil for board 3 - 7 left and right.



3L-7L:18L-18R	8L-12L:18L-18R	13L-17L:18L-18R	18L-18R:17R-13R	18L-18R:12R-8R	18L-18R:7R-3R
Outside Track: Middle	Middle Track: Middle	Inside Track: Middle	Middle: Inside Track	Middle: Middle Track	Middle: Outside Track
3,66	1,98	1,13	1,13	1,98	3,66



Lengthwise Ratio By Area			
	3L-7L	18L-18R	3R-7R
	Left	Center	Right
Zone 2	1,2	1,1	1,2
Zone 3	1,9	1,3	1,9
Zone 4	11,0	2,0	11,0
Zone 5	2,8	4,4	2,8
Zone 6		8,0	
Zone 7		88,0	
Zone 8			

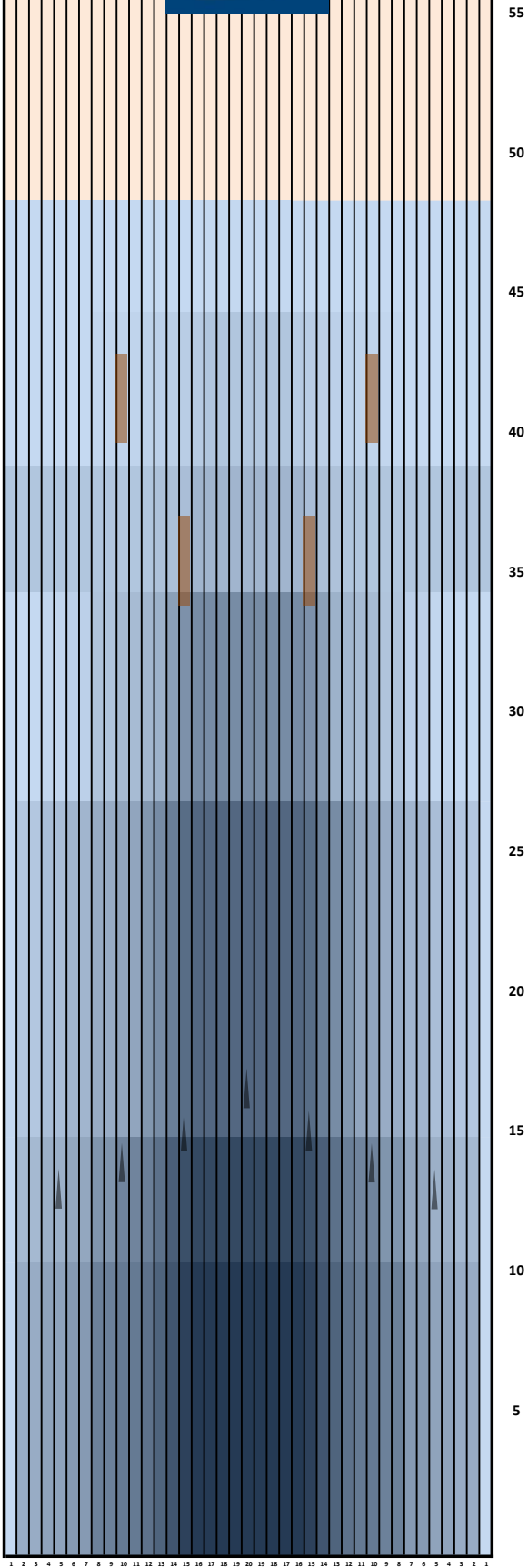
TPS 2024

Lengthwise Ratio By Board (units & ml)

Zone	7 Pin Side											Board Number										10 Pin Side																	
	L1	L2	L3	L4	L5	L6	L7	L8	L9	L10	L11	L12	L13	L14	L15	L16	L17	L18	L19	C20	R19	R18	R17	R16	R15	R14	R13	R12	R11	R10	R9	R8	R7	R6	R5	R4	R3	R2	R1
2		1,4	1,4	1,3	1,3	1,3	1,3	1,3	1,3	1,1	1,1	1,1	1,1	1,1	1,1	1,1	1,1	1,1	1,1	1,1	1,1	1,1	1,1	1,1	1,1	1,1	1,1	1,1	1,1	1,3	1,3	1,3	1,3	1,3	1,3	1,4	1,4		
3		2,5	2,5	2,0	2,0	1,8	1,8	2,0	2,0	1,8	1,8	1,5	1,5	1,5	1,4	1,4	1,4	1,4	1,4	1,4	1,4	1,4	1,4	1,4	1,5	1,5	1,5	1,8	1,8	2,0	2,0	1,8	1,8	2,0	2,0	2,5	2,5		
4				15,0	15,0	7,0	7,0	4,1	4,1	3,1	3,1	3,0	3,0	2,3	2,1	2,0	2,0	2,0	2,0	2,0	2,0	2,0	2,1	2,3	3,0	3,0	3,1	3,1	4,1	4,1	7,0	7,0	15,0	15,0					
5	0,0	2,3	2,3	2,7	2,7	3,2	3,2	4,5	4,5	4,8	4,8	5,2	5,0	5,2	5,6	4,4	4,4	4,4	4,4	4,4	4,4	4,4	4,4	5,6	5,2	5,0	5,2	4,8	4,8	4,5	4,5	3,2	3,2	2,7	2,7	2,3	2,3	0,0	
6								24,5	24,5	17,7	17,7	14,3	13,0	12,2	12,0	11,0	8,0	8,0	8,0	8,0	8,0	8,0	8,0	11,0	12,0	12,2	13,0	14,3	17,7	17,7	24,5	24,5							
7																	88,0	88,0	88,0	88,0	88,0	88,0	88,0																
8																																							

The lengthwise ratios are calculated from the volumes in the first zone.

TPS 2024



1 2 3 4 5 6 7 8 9 10 11 12 13 14 15 16 17 18 19 20 19 18 17 16 15 14 13 12 11 10 9 8 7 6 5 4 3 2 1